



Instructions
Gebrauchsanleitung
Instrucciones
Istruizione

FLEXI **TESTER**
FTS1900

Iron LR
(0.05 - 1.00 mg/l)



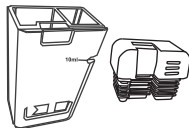
WATER TESTING
MADE IN GERMANY

Reagents
Reagenzien
Réactifs
Reactivos
Reagenti



FTS1900

TbsPILR
Iron LR Photometer



WATER TESTING
MADE IN GERMANY

(GB) CAUTION!

Reagents for water analysis only. Do not swallow. Keep away from children. Store in a cool and dry place. Clean tester properly before testing. Do not touch the tablets with your fingers. Protect from frost. Protect the parameter stick from moisture.

(F) Attention!

Les pastilles sont exclusivement destinées aux analyses chimiques. Ne pas avaler. Tenir hors de portée des enfants. Conserver dans un endroit frais et sec. Bien rincer le testeur avant chaque utilisation. Ne touchez pas les comprimés avec vos doigts. Protéger du gel. Protéger le bâton de graduation de couleur, de l'humidité.

(E) ¡Atención!

Pastillas para el análisis de aguas, solamente para análisis químicos. No para tomar. No debe llegar a las manos de niños. Conservarse en lugar fresco y seco. Limpiar el aparato antes de usar. No toque las tabletas con los dedos. Proteger de las heladas. Proteja el parameterstick de la humedad

(I) Attenzione!

Reagenti unicamente per analisi acqua. Non ingerire. Tenere fuori dalla portata dei bambini. Mantenerne in luogo asciutto e fresco. Dopo l'utilizzo pulire ed asciugare accuratamente il tester. Non toccare la pastiglia con le dita. Proteggere dal gelo. Proteggi il parametro stick dall'umidità.

(DE) Achtung!

Reagenzien nur für chemische Analysen! Nicht einnehmen! Darf nicht in die Hände von Kindern gelangen! Kühl und trocken lagern! Vor Frost schützen. Den Parameterstick vor Feuchtigkeit schützen.



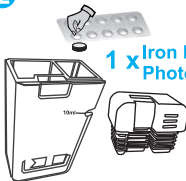
1

Fill with 10ml of water to be tested

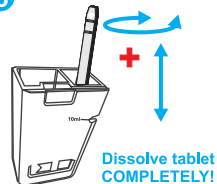


2

1 X Iron LR Photometer



3

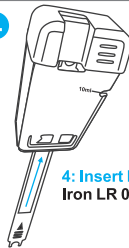


5 min.

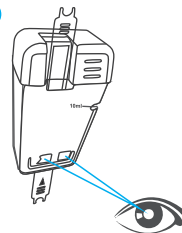


4

4: Insert FTS1900 stick
Iron LR 0.05 - 1.00 mg/l



5



no detergent!



clean properly



not waterproof!

